


The antenna AD-27/V150-3512 is an ultra wideband short mobile VHF/UHF antenna for frequency range from 30 to 512 MHz, mainly intended for use in heavy duty mobile applications.

The antenna is composed of two main parts: antenna base and radiating element. The antenna base is made of aluminum and durable plastic materials. Inside the base is the matching circuitry and (optional) GPS antenna. Stainless steel spring absorbs the shocks and the vibrations, in addition protects the antenna against impacts. Radiating element is made of composite materials enable outstanding strength and roughness even in hardest conditions of use. The antenna base has four mounting holes equally spaced on a 4.5" (114.3 mm) circle which complies with NATO standard. Different base plate dimensions are available on request.

The antenna radiator is painted with military green (RAL-6014) two-component UV resistant paint.

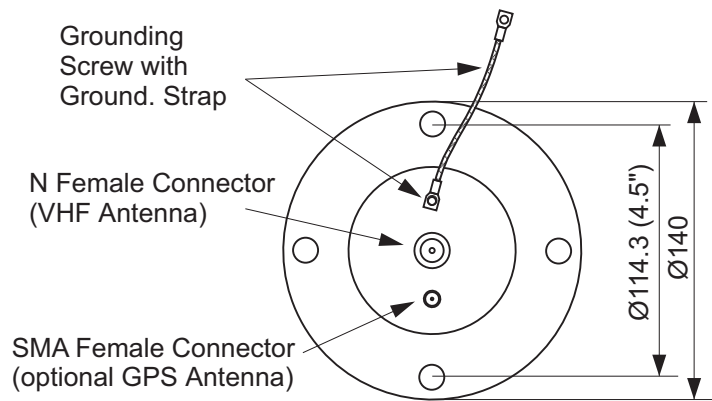
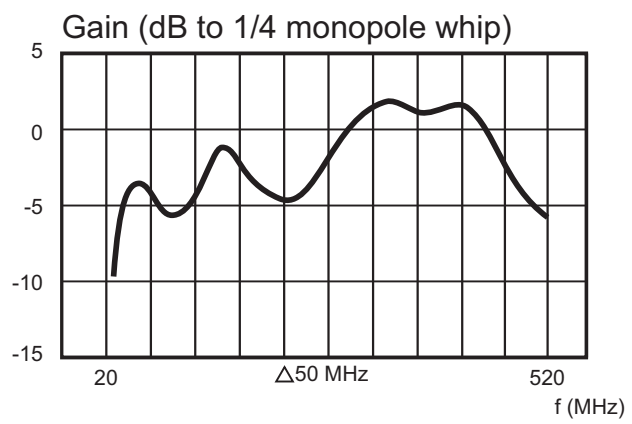
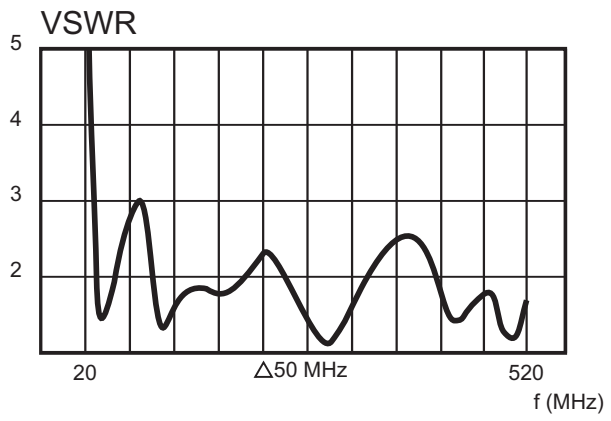
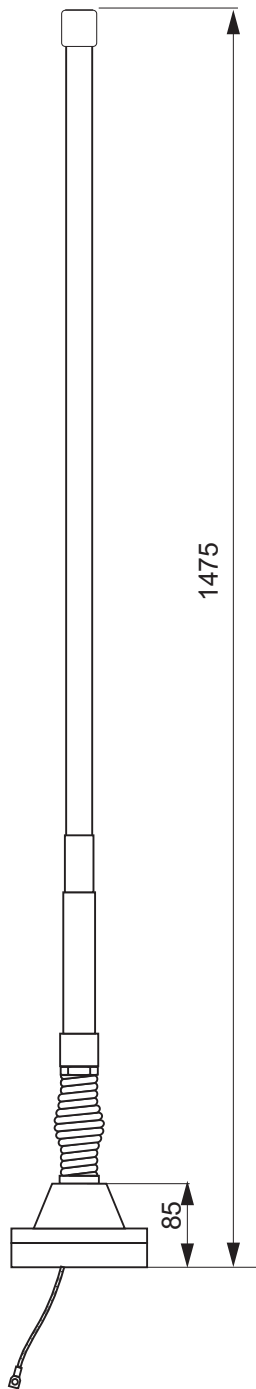


ELECTRICAL SPECIFICATIONS - VHF/UHF:	
Frequency range	30 - 512 MHz
Impedance	50 ohms
VSWR	< 3,5
Gain	typ. -8 +2 dB
Polarization	vert.
Maximum power	100 W CW
Connector	N female (BNC female optional)
ELECTRICAL SPECIFICATIONS - GPS:	
Frequency range	L1 1575.42 +/- 10 MHz
Impedance	50 ohms
VSWR	< 2
Polarization	RHC
LNA Gain / Voltage / Current	18 dB (+/- 2 dB) / 5 V / 19 mA 16 dB (+/- 2 dB) / 3.5 V / 13 mA 10 dB (+/- 2 dB) / 2 V / 7 mA
Noise fig.	<1.5 dB
Connector	SMA female
MECHANICAL SPECIFICATIONS:	
Design	End fed whip (VHF/UHF); patch antenna with LNA (GPS)
Height	1.475 m
Weight	3.5 kg
Max. high voltage rating	16 kV
Temperature range - in use	-50 ... +55 °C
Temperature range - in stock	-55 ... +75 °C
Wind rating	45 m/s (160 km/h)
Color	MIL Green

VERSIONS:

AD-27/V150-3512-N: VHF/UHF antenna

AD-27/V150-3512-G-N: combined VHF/UHF and GPS antenna (L1)



ANTENNA BASE -
BOTTOM VIEW