

The antenna AD-26/CW is a wideband VHF monopole antenna intended for use primarily on manpack radios. The antenna radiator is composed of 8 sections made of thin wall copper plates stainless steel with tubular joints and elastic rope enabling fast deployment. The antenna has built-in a special passive transformer tuning network enclosed in fiberglass housing above the input coaxial connector. Above the transformer unit is so called "goose neck" enables that the antenna is always in vertical position.

The antenna is wideband and therefore suitable for use with standard VHF radios as well with "frequency hopping" systems for work in stay with radio on the ground or on the back, concerning the antenna length. All metal parts of the antenna are galvanically protected. Antenna radiator is painted MIL Green (RAL 6003) while the goose-neck and matching unit are black.

Different models regarding the frequency range, max. RF power, input connector, etc., are available on request.

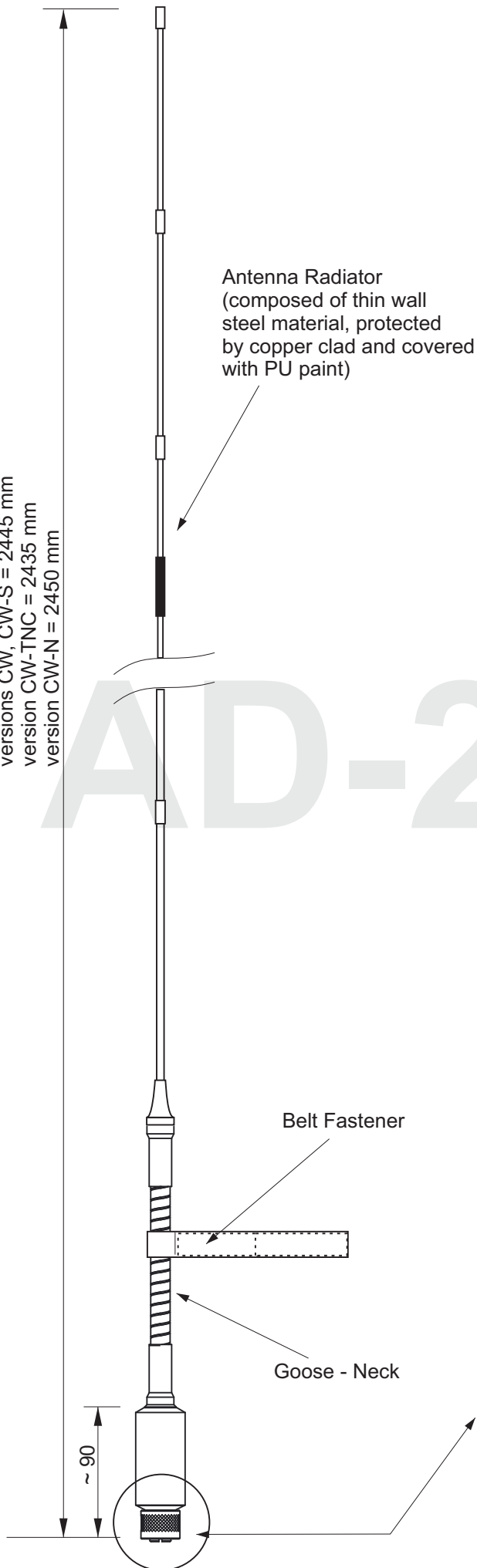
Frequency range	30 - 108 MHz
Impedance	50 ohm
VSWR	< 3.5
Polarization	VER.
Maximum power	50 W CW
Connector	see versions below
Height	2450 mm
Mass of antenna	510 g
Length of sections	300 mm
Environmental specs.	MIL-STD-810F



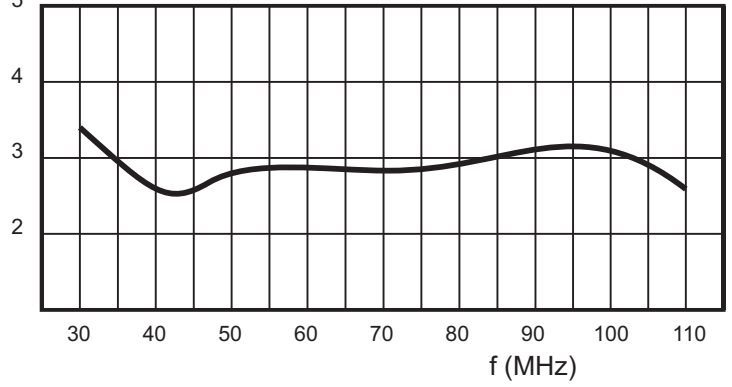
Versions:

AD-26/CW rev.A: antenna with the goose-neck and a special modified BNC/TNC connector with the outer thread M24x1.25
 AD-26/CW-S rev.A: antenna with the goose-neck and SINGGARS type connector
 AD-26/CW-N rev.A: antenna with the goose-neck and N male connector
 AD-26/CW-TNC rev.A: antenna with the goose-neck and TNC male connector

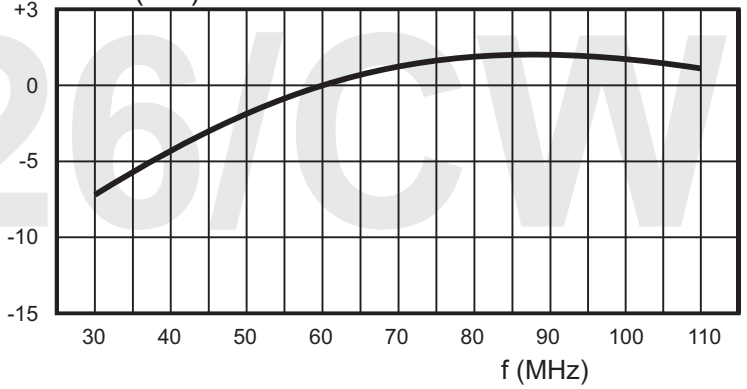
versions CW, CW-S = 2445 mm
 version CW-TNC = 2435 mm
 version CW-N = 2450 mm



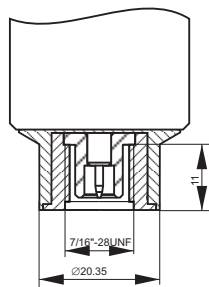
VSWR



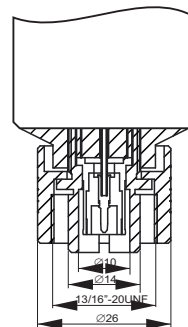
Gain (dBi)



AD-26/CW-TNC Connector detail



AD-26/CW-S Connector detail



AD-26/CW Connector detail

