

The antenna AD-18/D is a wideband mobile VHF antenna for frequency range from 30 to 90 MHz, mainly intended for use in heavy duty mobile applications.

The antenna is composed of three main parts: antenna base, lower and upper radiating element. The antenna base is made of aluminum and durable plastic materials. Inside the base is the matching circuitry and (optional) GPS antenna. Stainless steel spring absorbs the shocks and the vibrations, in addition protects the antenna against impacts. Both radiating elements are made of composite materials enable outstanding strength and roughness even in hardest conditions of use.

The antenna base has four mounting holes equally spaced on a 4.5" (114.3 mm) circle which complies with NATO standard. Different base plate dimensions are available on request.

The antenna radiator is painted with military green (RAL-6014) two-component UV resistant paint.

ELECTRICAL SPECIFICATIONS - VHF:	
Frequency range	30 - 90 MHz
Impedance	50 ohm
VSWR	< 3,5
Gain	typ. -5 +0.5 dB(1/4)
Polarization	vert.
Maximum power	150 W CW
Connector	N female (BNC female opt.)
ELECTRICAL SPECIFICATIONS - GPS:	
Frequency range	L1 1575.42 +/- 10 MHz
Impedance	50 ohm
VSWR	< 2
Polarization	RHC
LNA Gain / Voltage / Current	18 dB (+/- 2 dB) / 5 V / 19 mA 16 dB (+/- 2 dB) / 3.5 V / 13 mA 10 dB (+/- 2 dB) / 2 V / 7 mA
Noise fig.	<1.5 dB
Connector	SMA female
MECHANICAL SPECIFICATIONS:	
Design	End-fed (VHF/UHF); patch antenna w. LNA (GPS)
Height	2.75 m
Weight	3.5 kg
Max. high voltage rating	16 kV
Temperature range - in use	-50 ... +55 °C
Temperature range - in stock	-55 ... +75 °C
Wind rating	45 m/s (160 km/h)
Color	RAL-6014

Versions:

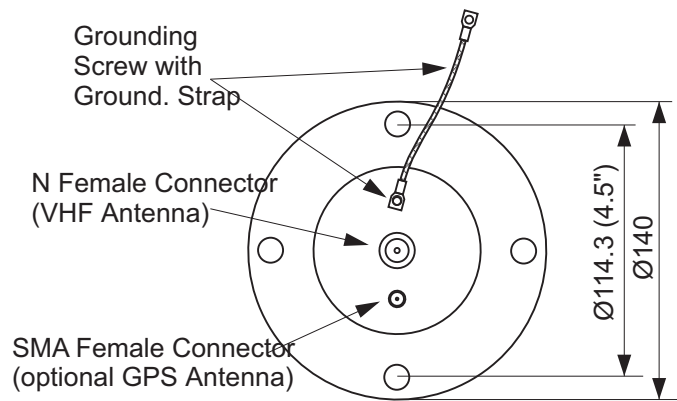
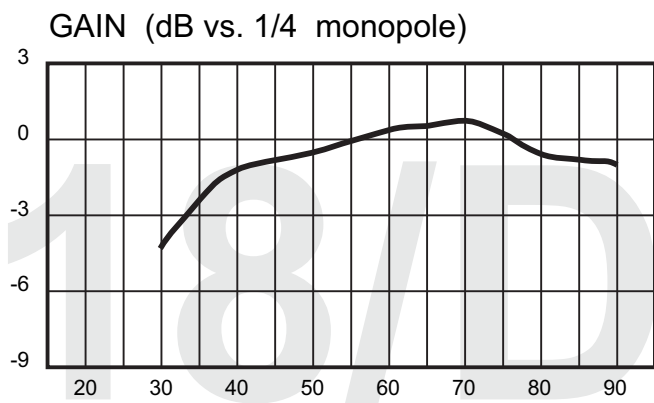
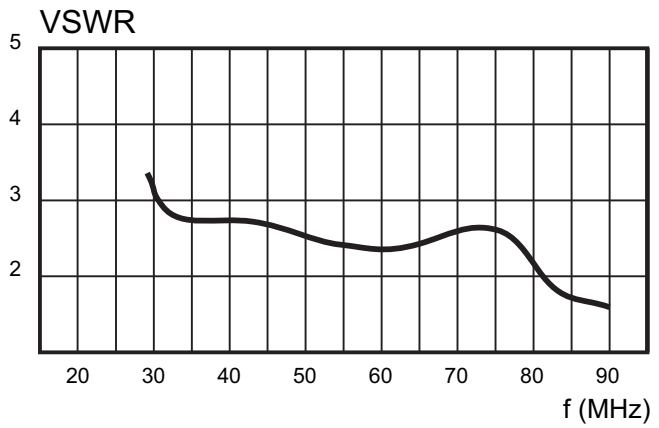
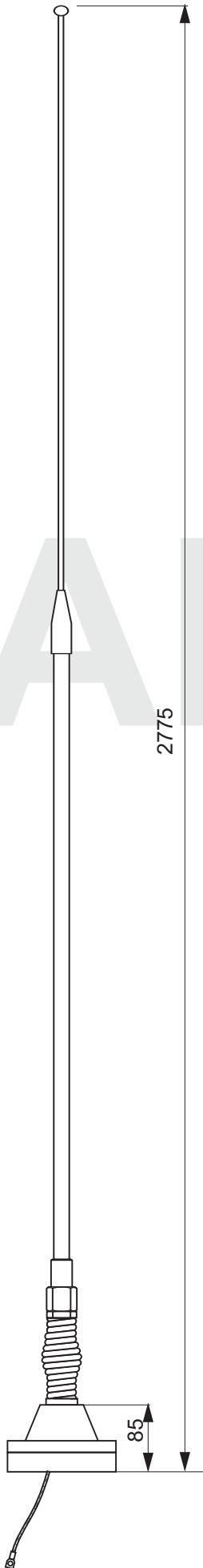
AD-18/D: Antenna with N female input connector.

AD-18/D-G: Antenna with N female input connector and active GPS L1 antenna inside the antenna base.

AD-18/D-BNC: Antenna with BNC female input connector

AD-18/D-G-BNC: Antenna with BNC female input connector and active GPS L1 antenna inside the antenna base.





ANTENNA BASE -
BOTTOM VIEW