

The antenna AD-27/V150-3512-DF is a dual-band dual-feed short mobile VHF/UHF antenna for frequency range from 30 to 512 MHz with the antenna diplexer built inside the antenna housing, enabling connection of the two separate VHF and UHF radio units on the same antenna.

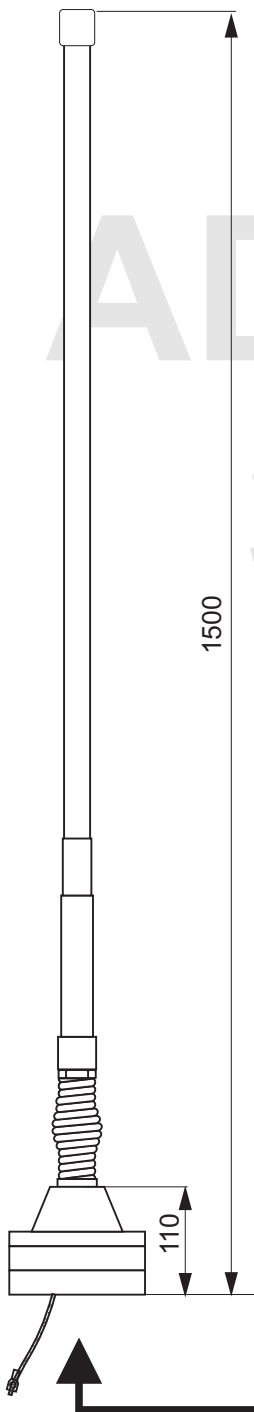
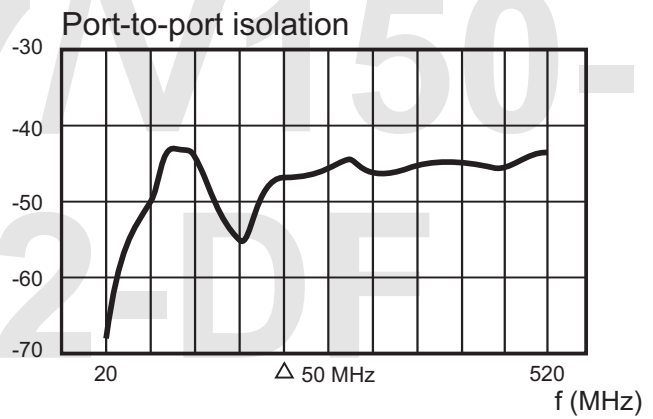
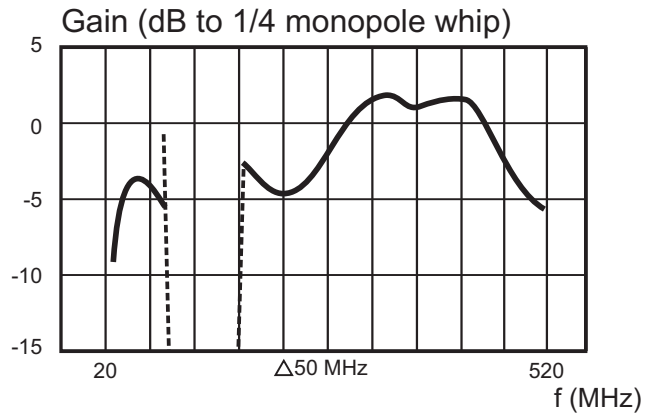
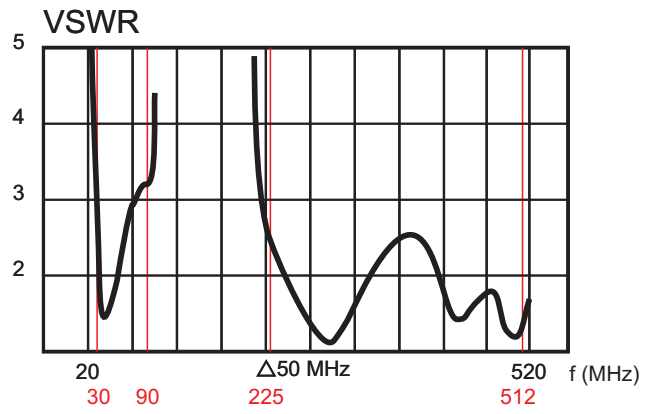
The antenna is composed of two main parts: antenna base and radiating element. The antenna base is made of aluminum and durable plastic materials. Inside the base is the diplexer circuitry and the matching circuit. Stainless steel spring absorbs the shocks and the vibrations, in addition protects the antenna against impacts. Radiating element is made of composite materials which enables outstanding strength and roughness even in hardest conditions of use.

The antenna base has four mounting holes equally spaced on a 4.5" (114.3 mm) circle which complies with NATO standard. Different base plate dimensions are available on request. The antenna radiator is painted with military green (RAL-6014) two-component UV resistant paint.

<b>ELECTRICAL SPECIFICATIONS:</b>	
Frequency range (MHz)	30 - 88 (VHF); 225 - 512 (UHF)
Impedance (Ohms)	50
VSWR	< 3,5
Gain (dB)	-8 ... +2 (see diagram)
Port to port isolation (dB)	> 45
Polarization	vert.
Maximum power (W)	75 CW avg.; 100 max.
Connector	N female (VHF), BNC female (UHF)
<b>MECHANICAL SPECIFICATIONS:</b>	
Design	End fed whip (VHF), dipole (UHF)
Height (m)	1.50 m
Weight (kg)	~ 4.3 kg
Max. high voltage rating (kV)	16 kV
Temperature range - in use (°C )	-50 ... +55 °C
Temperature range - in stock (°C )	-55 ... +75 °C
Wind rating (km/h)	160
Color	MIL Green - Black


**Versions:**

AD-27/V150-3512-DF: VHF/UHF 30-88/225-512 MHz Dual-Band Dual-Feed antenna, connector Nf (VHF), BNCf (UHF)  
 AD-27/V150-3512-DF-A: VHF/UHF 30-88/225-512 MHz Dual-Band Dual-Feed antenna; connector BNCf (VHF), Nf (UHF)



### Bottom View

